

PLYMOUTH SUICIDE AUDIT – SUMMARY

Deaths registered 2010 to 2012



Authors: Moira Maconachie and Simon Hoad

Date: July 2014

This profile is produced as part of Plymouth's Joint Strategic Needs Assessment.

For further information please contact

Office of the Director of Public Health
Plymouth City Council
Windsor House
Plymouth PL6 5UF
odph@plymouth.gov.uk

Date: July 2014 v1.0

Plymouth suicide audit reports present data for deaths registered in a particular calendar year, enabling comparisons with national ONS data which is also presented by year of registration. Death by suicide or undetermined injury is a rare event in Plymouth and the numbers of deaths fluctuate from year to year.

Plymouth Suicide Audit – Summary

Based on deaths registered in 2010, 2011 and 2012

Deaths by suicide and undetermined injury

Purpose and focus

This report provides an overview of deaths by suicide and undetermined injury among Plymouth residents. It updates the information provided in the previous Plymouth Suicide Audit Summary (2009-2011).¹ Local suicide audits are undertaken to support suicide prevention initiatives in the city.

Deaths of Plymouth residents are included in this audit whether they died in Plymouth or elsewhere in the UK. The data presented refers to the deaths of adult residents (15 years and older) registered during calendar years 2010, 2011 and 2012. However, not all of these deaths will have occurred during these three years as deaths by suicide and undetermined injury are registered only after an inquest has taken place.

Definition of suicide and undetermined injury

A death is officially considered a suicide only when a coroner at an inquest has concluded that the person intentionally took their own life. Deaths by undetermined injury are where the coroner at inquest reaches an open or narrative verdict because the intention of the person is uncertain. Only open and narrative verdicts which are considered deaths by undetermined injury are included in the suicide audit.

Estimated cost

The estimated overall average cost to society per case of suicide (whole population) in England (at 2009 prices) was £1.45m.²

Audit process and data sources

Deaths included in this audit have been checked and verified using the Annual Mortality Extract for Plymouth from the Office of National Statistics. Deaths from suicide are confirmed using the ICD10 codes X60-X84 ('intentional self-harm') and deaths from undetermined injury are identified using ICD10 codes Y10-Y34, excluding Y33.9 ('event of undetermined intent').³

The local suicide audit process involves monitoring all deaths where the coroner has given a verdict of suicide, an open or a narrative verdict. During the year information is collected from the Coroner's Office, from the Register of Weekly Deaths, and from the monthly Primary Care Mortality Database. The trend data for this report is drawn from the Public Health Outcomes Framework (June 2014 download) and the rates provided are for all ages. In line with national guidance, the local suicide audit process seeks further information about the deceased's contact with local health care services prior to their death.

Number of deaths 2010-2012

- 80 deaths in total: 68 Plymouth residents died by suicide and 12 residents died by undetermined injury (UI)
- More deaths were registered in 2012 than in 2011 or 2010 (33 deaths compared to 24 in 2011 and 23 in 2010)
- An average of 2 or 3 deaths every month
- 10 non-residents died by suicide/UI in Plymouth (they are not included in this audit)

Average rates

- The average number of deaths per year from 2001 to 2012 is 25
- The directly age-standardised death rate for the period 2010-2012 is 10.8 deaths per 100,000 population (above the rate for

England of 8.5 deaths per 100,000 population)

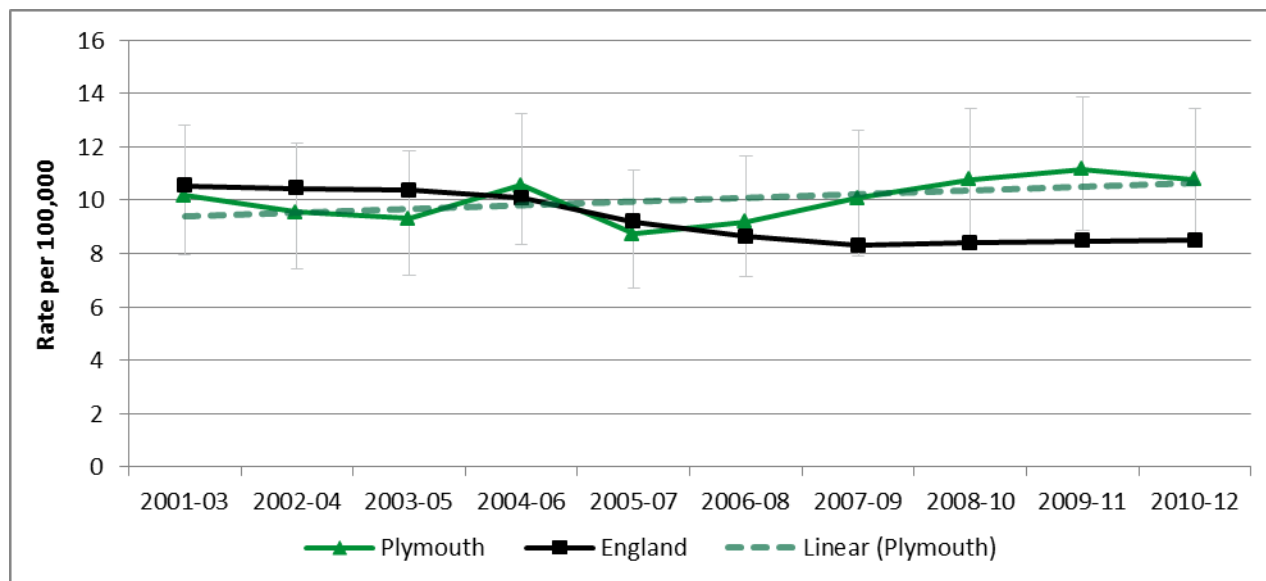
Gender differences

- 63 men and 17 women died (three times as many men than women died)
- 14 of the 17 women died by suicide (3 UI deaths)
- 54 of the 63 men died by suicide (9 UI deaths)

Place of birth

42 people who died were born in Plymouth, 31 were born elsewhere in the UK, and 7 were born outside the UK

Trends in mortality from suicide and undetermined injury, England & Plymouth 2001-2012



Source: Public Health Outcomes Framework (June 2014 download)

Age groups

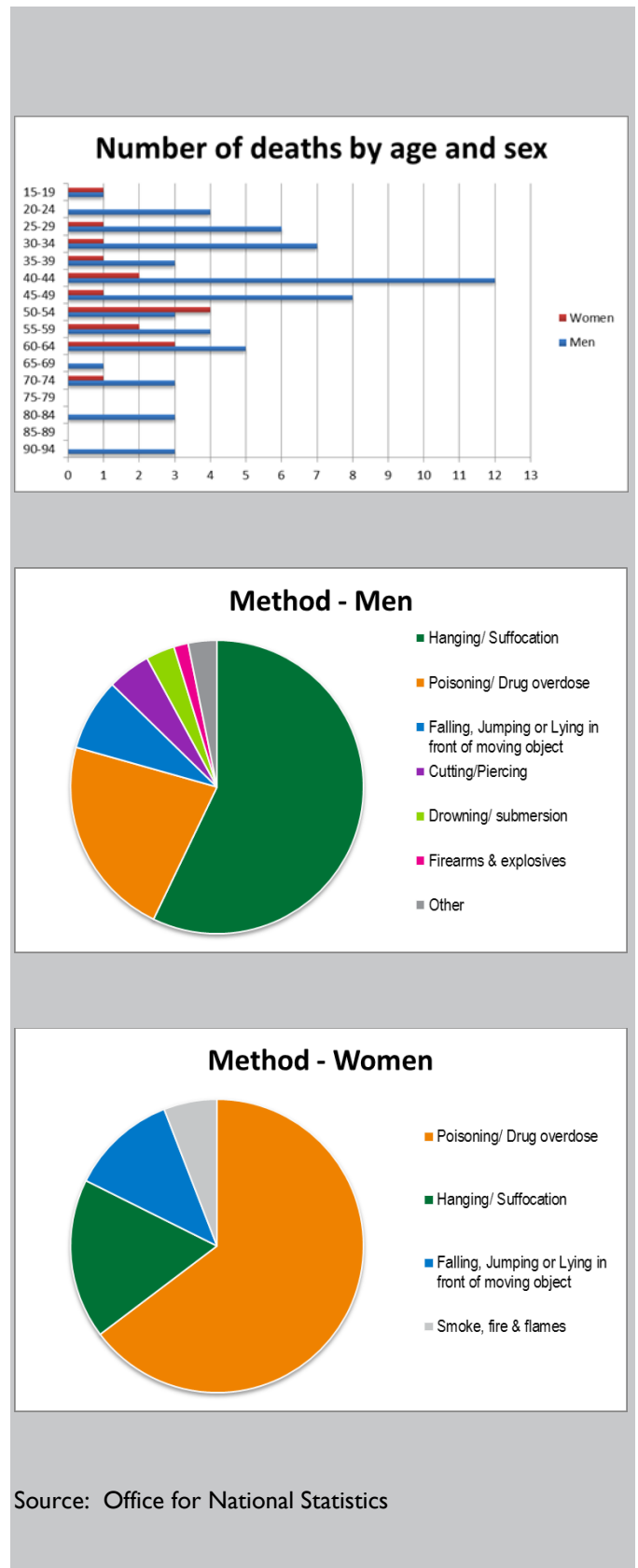
- The youngest person who died was 17 years old and the oldest was 93 years old
- 2 people who died were younger than 20 years old
- 3 people who died were over the age of 90
- More than half of all deaths occurred between the ages of 40 and 64 (44 of the 80 deaths)
- Deaths among men occurred across the life course (highest among 40 year olds)
- All the women who died were younger than 75

Method

- Hanging/suffocation is the most common method (39 of the 80 deaths) followed by poisoning /drug overdose (25 of the 80 deaths)
- 36 men died by hanging/suffocation; 14 by poisoning/drug overdose; 5 by falling, jumping or lying in front of a moving object; 3 by cutting/ piercing; 2 by drowning/ submersion; one by firearms; and, 2 by other means
- 11 women died by poisoning/drug overdose; 3 by hanging/suffocation; 2 by falling, jumping or lying in front of a moving object; and, one by smoke, fire and flames

Place of death

- 52 people died at home and 11 died elsewhere in the city
- 11 had their place of death noted as Derriford Hospital
- 6 Plymouth residents died outside the city



Map of where they lived

Death by suicide/UI is an issue across the city

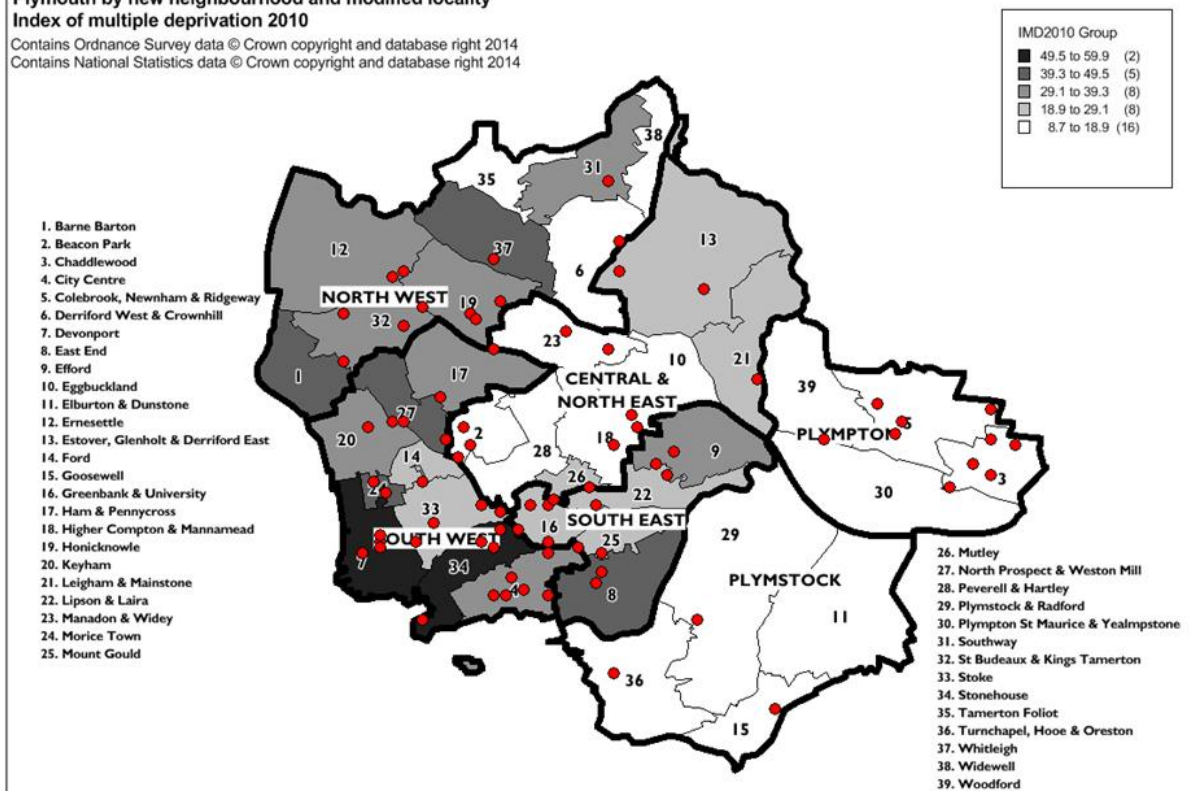
- All six localities in the city had at least one resident die by suicide/UI (ranging from 27 deaths in the South West locality to 3 deaths in the Plymstock locality)

- 'St Peter & the Waterfront' ward had the highest number of residents die by suicide/UI (10 deaths)
- 'City Centre' and 'Stoke' neighbourhoods had the highest number of residents die by suicide/UI (6 deaths in each neighbourhood)

Deaths from suicide & undetermined injury registered in 2010,2011 & 2012: Place of usual residence

Plymouth by new neighbourhood and modified locality
Index of multiple deprivation 2010

Contains Ordnance Survey data © Crown copyright and database right 2014
Contains National Statistics data © Crown copyright and database right 2014



Source: Office for National Statistics

References

- Maconachie, M (2012) Plymouth Suicide Audit - Summary (deaths registered in 2009, 2010 & 2011). Plymouth: Plymouth Public Health, NHS Devon, Plymouth & Torbay.
- Knapp, M., McDaid, M. & Parsonage, M (eds) (2011) Mental Health Promotion and Mental Illness Prevention: The economic case. London: PSSRU, London School of Economics & Political Science.
- World Health Organisation (2010) International Statistical Classification of Diseases and Related Health Problems, 10th Revision. Geneva: WHO.

Acknowledgements

The Public Health Team wishes to thank the following agencies and individuals for supporting the local suicide audit process: the Coroner's Office, General Practitioners, Graham Burton, Clinical Risk Advisor (Plymouth Community Healthcare CIC) and Justin Whyatt (Plymouth Hospitals NHS Trust).